



**COLOR GUARD
TACTICS,
FLOORWORK
AND
ODE TO THE
FLAG**

Published by

S.K. David A. Aponte, V.E. Deputy Grand Commander
Chairman, Education Committee

Approved August 23, 2010 by S.K. Charles C. Cicero, R. E. Grand Commander

Revision 12/30/2010

GRAND COMMANDERY OF KNIGHTS TEMPLAR OF FLORIDA

August 24, 2010

Sir Knights

The Education Committee is proud to present the Color Guard Tactics with the Ode to the Flag. This is a public activity we need to develop throughout our jurisdiction. It is very easy to execute and we have the main ingredients to make it a success: our Class A uniforms, our Sir Knights, and the delivery of the Ode to the Flag. Not only does it enhance our patriotism and involve our Sir Knights more, but it positively attracts the attention of our Masonic fraternity, other organizations and general public.

The minimum number for the Color Guard is four. We need a Color Guard Captain, a Standard Bearer, and two additional Sir Knights one in front of and the other behind the Standard Bearer. If there are additional Sir Knights, divide them equally in front of and behind the Standard Bearer. The maximum number will depend on the number of Sir Knights committed to this project. Nothing prevents one or more Commanderies doing a joint Color Guard.

The marching is done at half-step. The Color Guard Captain is responsible to memorize the Ode to the Flag and its delivery. The delivery should be done with emotion, intonation, and energy. This is important if we want to create a patriotic atmosphere in the room. There is also the tactics for the Honor Guard.

It is our hope your Commandery will have a Color and/or Honor Guard. At the same time, please practice, practice and practice. Remember, it is not what you say and present but how you say and present it. The way you do the Flag presentation will impress those at the activity. This will help your membership drive and at the same time, a reason your Sir Knights have an activity to do. You will find, your Commandery being invited to do the Flag presentation at the same activity next year.

Fraternally,
S.K. David A. Aponte
V. E. Deputy Grand Commander

COLOR GUARD

FLAG PRESENTATION

NOTE: ALL MARCHING WILL BE DONE AT THE HALF STEP.

***** Minimum number of Sir Knights for Flag Presentation - 3

Maximum number of Sir Knights for Flag Presentation - 7 *** This number may be increased according to size

(Reminder: Please talk with the Installing Officer or Presiding Officer on how the way we do our Presentation of the Colors and/or the Honor Guard. One thing that will need to be decided is who will do the Pledge of Allegiance, either the Installing/ Presiding Officer or the Color Guard Captain. Once you have discussed the presentation and honor guard, discuss with your team how you will present the colors and do the honor guard, if so requested. Remember sometimes we will have to deviate how to get west of the altar due to the size of the lodgeroom, especially for the Honor Guard. As long as everyone understands how to proceed in such situations, the Color / Honor Guard should have no problem in doing a great presentation of our Flag.)

1. THE PRESIDING OFFICER WILL INVITE THE COLOR GUARD INTO THE LODGE ROOM BY SAYING:

COLOR GUARD, PRESENT THE COLORS

2. THE COLOR GUARD WILL MARCH TO A POSITION WEST OF THE ALTAR. THE COLOR GUARD WILL BE AT CARRY SWORDS BEFORE ENTERING THE LODGE. THEN THE COLOR GUARD CAPTAIN WILL ORDER (SEE COLOR GUARD FLOORWORK IN THE FLOORWORK SECTION):

COLOR GUARD, DRAW SWORDS (Command is given outside of the lodgeroom prior to coming in).

FORWARD MARCH

COLUMN LEFT MARCH.

HALT (Once lined up west of the Altar)

RIGHT FACE.

**STANDARD BEARER, ONE STEP FORWARD.
STANDARD BEARER, UNFURL THE COLORS.**

COLOR GUARD: PRESENT SWORDS. (Color Guard Captain will come to Officer's Salute),

AT THIS TIME THE "ODE TO THE FLAG" (PAGES 9-10) WILL BE GIVEN. THE COLOR GUARD CAPTAIN WILL RECITE THE ODE WITH HIS SWORD AT OFFICER'S SALUTE.

3. AFTER THE "ODE TO THE FLAG", THE PRESIDING OFFICER OR THE COLOR GUARD CAPTAIN WILL SAY:

LADIES, BRETHREN AND GUESTS JOIN ME IN THE PLEDGE OF ALLEGIANCE TO THE FLAG OF THE UNITED STATES OF AMERICA.

4. AFTER THE PLEDGE OF ALLEGIANCE, THE COLOR GUARD CAPTAIN WILL COME TO CARRY SWORD AND THE PRESIDING OFFICER WILL REQUEST THE COLOR GUARD TO POST THE COLORS:
COLOR GUARD, POST THE COLORS.

5. THE COLOR GUARD CAPTAIN WILL THEN ORDER:

**STANDARD BEARER: FURL THE COLORS.
COLOR GUARD, CARRY SWORDS.
COLOR GUARD, ONE STEP FORWARD ---- MARCH**

**LEFT FACE.
FORWARD, MARCH.
COLUMN RIGHT, MARCH
COLUMN RIGHT, MARCH.
HALT. (Once Color Guard is lined up in the East)
LEFT FACE.
STANDARD BEARER, UNFURL THE COLORS.
COLOR GUARD, PRESENT SWORDS.
STANDARD BEARER, POST THE COLORS.**

***AFTER POSTING THE COLORS, STANDARD BEARER WILL DRAW SWORD, SALUTE THE COLORS BY PRESENTING SWORD, COMES TO CARRY SWORD WHEN THE ORDER IS GIVEN (SEE NEXT PAGE) AND THEN RETURNS TO HIS POSITION IN LINE.

6. THE COLOR GUARD CAPTAIN WILL ORDER ONCE THE STANDARD BEARER IS AT PRESENT SWORD:

COLOR GUARD, CARRY SWORDS

(AT THIS TIME STANDARD BEARER SHOULD BE RETURNING TO THE LINE.)

7. WHEN THE STANDARD BEARER RETURNS AND IS IN THE LINE, THE COLOR GUARD CAPTAIN WILL ADDRESS THE PRESIDING OFFICER AND REQUEST:

MAY I INTRODUCE THE COLOR GUARD?

WHEN PERMISSION HAS BEEN GRANTED, THE HONOR GUARD CAPTAIN WILL ORDER:

COLOR GUARD -- ABOUT FACE.

WHEN EACH SIR KNIGHT IS PRESENTED, HE WILL STEP FORWARD, PRESENT SWORD, CARRY SWORD AND RETURN TO HIS PLACE IN LINE.

**** (THE COLOR GUARD CAPTAIN HAS THE OPTION OF INTRODUCING EACH SIR KNIGHT OR HAVING THEM INTRODUCE THEMSELVES.)**

8. AFTER THE INTRODUCTIONS, THE COLOR GUARD CAPTAIN WILL ORDER:

**COLOR GUARD, LEFT FACE.
FORWARD MARCH
COLUMN RIGHT MARCH.**

THE COLOR GUARD WILL RETIRE VIA THE SOUTHWEST DOOR.

8A. OPTIONAL **** IF THE COLOR GUARD IS NOT INTRODUCED

TO EXIT THE LODGEROOM

COLOR GUARD, RIGHT FACE
FORWARD MARCH
COLUMN RIGHT MARCH

THE COLOR GUARD WILL RETIRE VIA THE SOUTHWEST DOOR.

HONOR GUARD

*****OPTIONAL*****

IF REQUESTED TO DO SO, THE COLOR GUARD WILL RETURN TO FORM AN HONOR GUARD BEFORE THE WORSHIPFUL MASTER IS ESCORTED TO EAST AFTER HIS INSTALLATION AT THE ALTAR.

2-3 SIR KNIGHTS WILL ENTER THE LODGE ROOM VIA EACH OF THE WEST DOORS (TYLER'S DOOR AND PREPARATION ROOM), MARCHING WITHOUT ORDERS TO JUST EAST OF THE BURNING TAPERS, EXECUTING A COLUMN RIGHT/LEFT TO CENTER OF LODGE. SEE FLOORWORK FOR THE HONOR GUARD IN THE FLOORWORK SECTION.

WHEN IN LINE WITH THE CHAIRS ON EITHER SIDE OF THE MASTER'S CHAIR, THE HONOR GUARD WILL EXECUTE A COLUMN LEFT/RIGHT TO THE EAST. THE HONOR GUARD CAPTAIN WILL ORDER, "HALT -- INWARD FACE". WHEN THE MASTER IS ESCORTED TO THE EAST, HE WILL ORDER -- "PRESENT SWORDS". THEN "CARRY SWORDS" WHEN THE WORSHIPFUL MASTER IS IN THE EAST. ON THE ORDER, "RETIRE", THE HONOR GUARD WILL RETIRE IN THE OPPOSITE DIRECTION TO THEIR ENTRANCE.

NOTE: ALL MARCHING WILL BE DONE AT THE HALF STEP.

***** Minimum number of Sir Knights for Honor Guard - 4

Maximum number of Sir Knights for Honor Guard - 8 *** This number may be increased according to Sir Knights in uniform present and size of the Lodgeroom.

1. THE HONOR GUARD CAPTAIN WILL ORDER:

HONOR GUARD, FORWARD MARCH (Both Columns will march to the East)

**** (DEPENDING ON THE CONFIGURATION OF THE LODGEROOM THE COLOR GUARD CAPTAIN WILL DECIDE HOW THE HONOR GUARD WILL GET TO THE EAST.)**

2. ONCE AT THE EAST, THE HONOR GUARD CAPTAIN WILL ORDER:

1st and 2nd DIVISIONS, INWARD FACE.

3. WHEN THE WORSHIPFUL MASTER IS ABOUT TO GO THROUGH THE LINES, THE HONOR GUARD CAPTAIN WILL ORDER:

PRESENT SWORDS

4. ONCE THE WORSHIPFUL MASTER IS AT THE EAST, THE HONOR GUARD CAPTAIN WILL ORDER:

CARRY SWORDS

5. ONCE THE BRETHREN ARE SEATED BY THE WORSHIPFUL MASTER, THE HONOR GUARD CAPTAIN WILL ORDER:

1st AND 2nd DIVISIONS, LEFT AND RIGHT FACE.

FORWARD MARCH

6. THE HONOR GUARD WILL EXIT IN THE SAME WAY THEY MARCHED IN.

ODE TO THE FLAG

WORSHIPFUL PRESIDING OFFICER, LADIES AND GENTLEMEN.
BRETHREN ALL.

_____ COMMANDERY NO. _____, KNIGHTS TEMPLAR, HAS THE
HONOR AND PRIVILEGE OF PRESENTING THE **BELOVED FLAG** OF
THE UNITED STATES OF AMERICA.

IN ALL REGULAR AND WELL-GOVERNED ****MASONIC LODGES****, ITS
PLACE IS IN THE EAST AT THE RIGHT OF THE PRESIDING OFFICER
WHERE IT IS ACCORDED THE HIGHEST OF HONORS.

IT IS THE CONSTANT INSPIRATION OF ALL TRUE LOVERS OF THEIR
COUNTRY!

IT DEMANDS UNSWERVING LOYALTY AND WHOLEHEARTED
DEVOTION TO THE PRINCIPLES OF WHICH IT IS THE GLORIOUS
REPRESENTATIVE.

IT IS THE MAJESTIC SYMBOL OF FREEDOM UNDER
CONSTITUTIONAL GOVERNMENT!

UNDER ITS PROTECTIVE FOLDS, **LIBERTY, EQUALITY AND
FRATERNITY** HAVE BECOME THE HERITAGE OF EVERY CITIZEN,
WHILE THE OPPRESSED OF MANY NATIONS **HAVE FOUND PEACE
AND HAPPINESS** IN THE COUNTRY OVER WHICH IT FLOATS.

THE FLAGS OF MIGHTY EMPIRES **HAVE COME AND GONE --BUT
THE STARS AND STRIPES REMAIN.** ALONE OF ALL THE FLAGS IT
EXPRESSES THE SOVEREIGNTY OF THE PEOPLE WHICH ENDURES
WHEN ALL ELSE PASSES AWAY. SPEAKING WITH THEIR VOICES, IT
HAS THE SANCTITY OF REVELATION.

THEY, WHO LIVE UNDER IT AND ARE LOYAL TO IT, ARE LOYAL TO TRUTH AND JUSTICE EVERYWHERE.

MAY WE, AS MASONS***, BE EVER READY TO PROTECT AND DEFEND IT AND PROMOTE THE IDEALS FOR WHICH IT IS A SYMBOL THROUGHOUT THE WORLD.

AS LONG AS IT FLIES---- THE GOVERNMENT **OF THE PEOPLE, BY THE PEOPLE AND FOR THE PEOPLE** SHALL NOT PERISH FROM THIS EARTH.

NOTE:

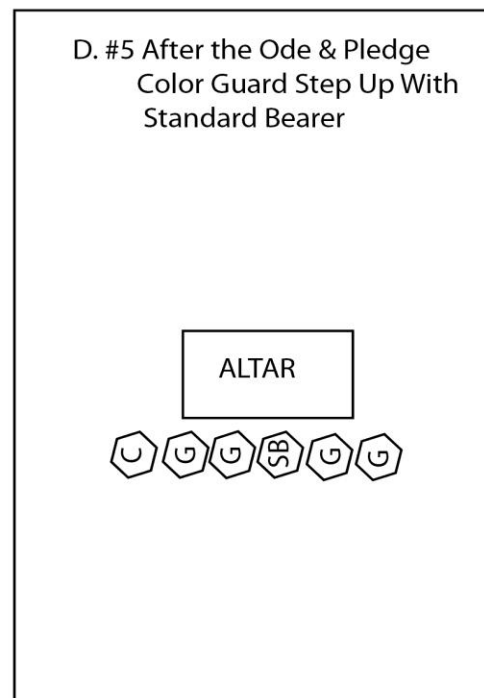
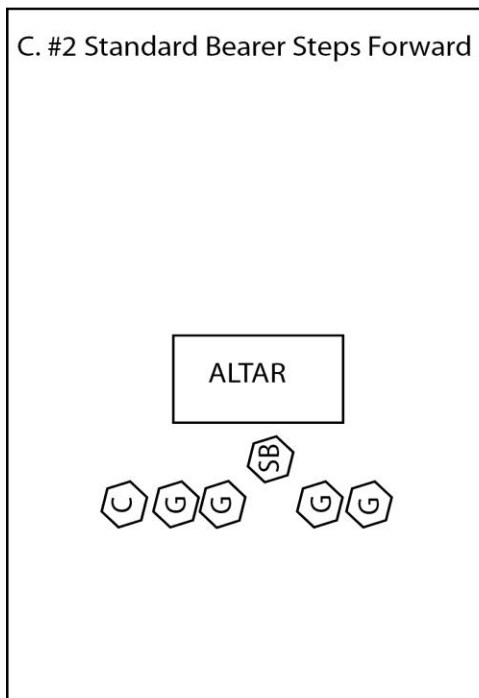
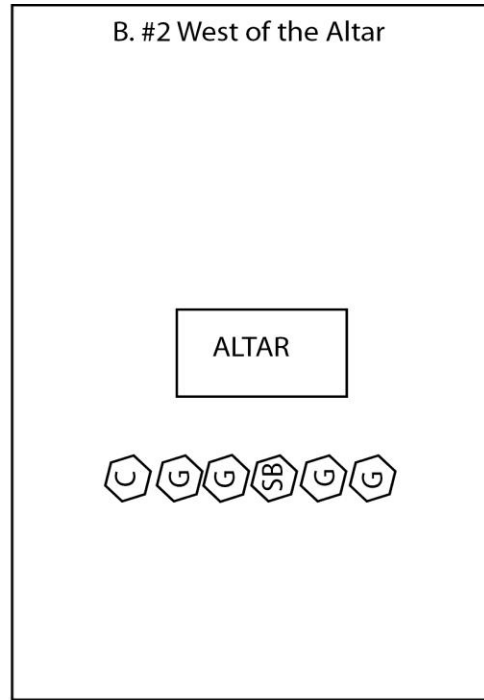
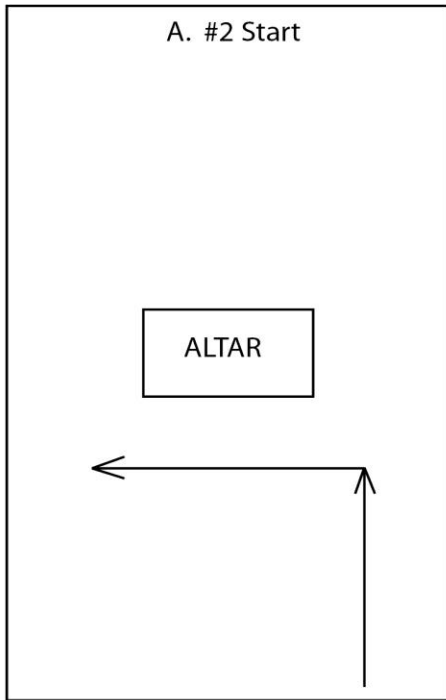
*** Change as appropriate e. g. Worshipful Installing Officer, Master of Ceremonies, Most Worshipful Grand Master, etc.**

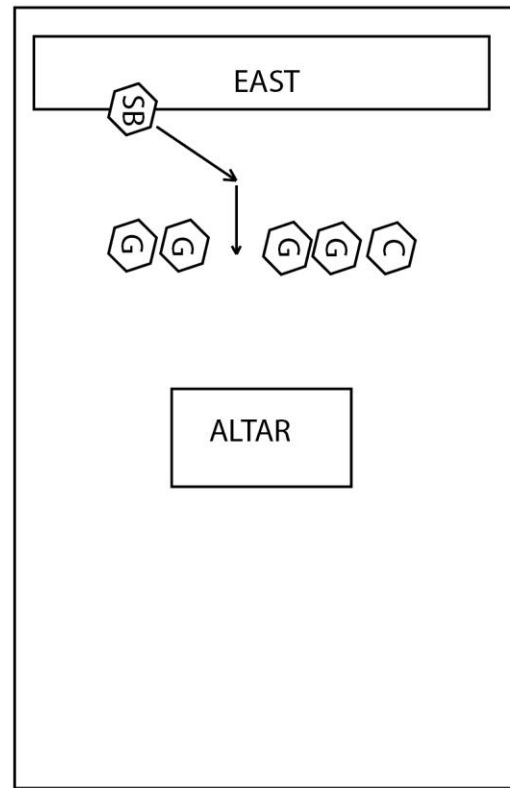
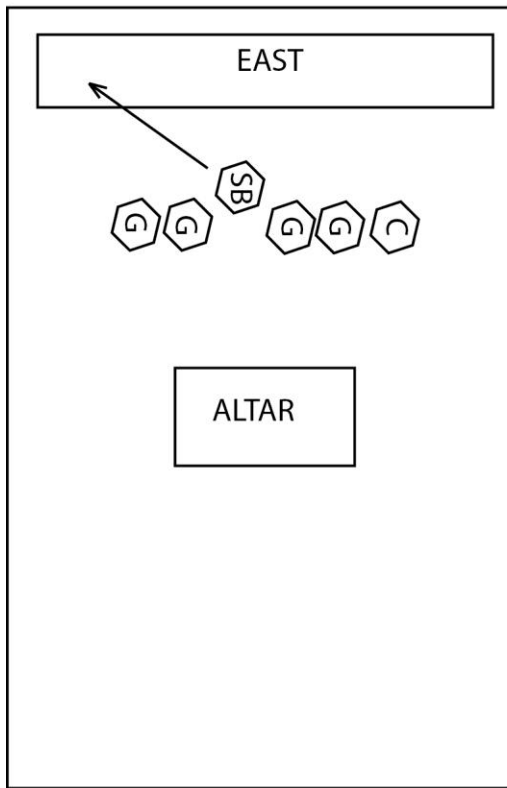
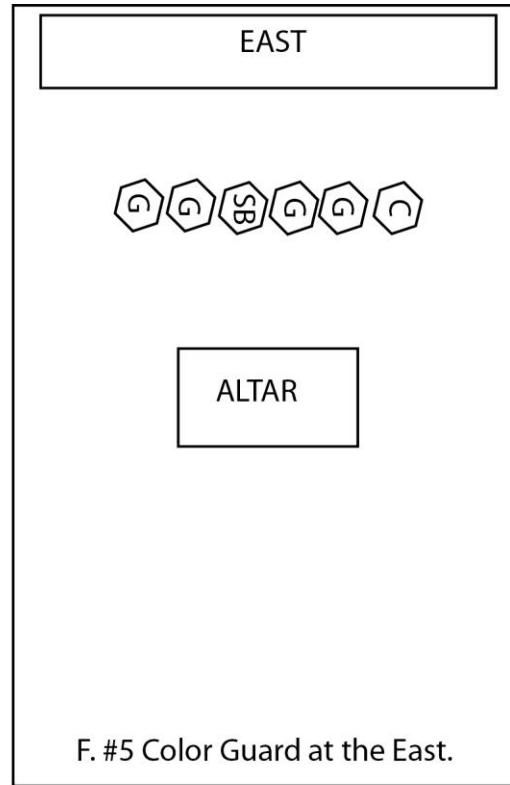
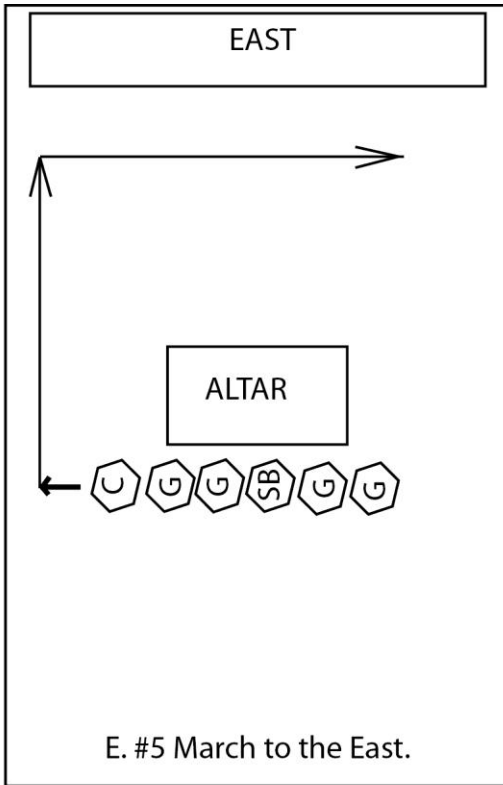
**** Change Lodge as appropriate, Commandery, Chapter, etc.**

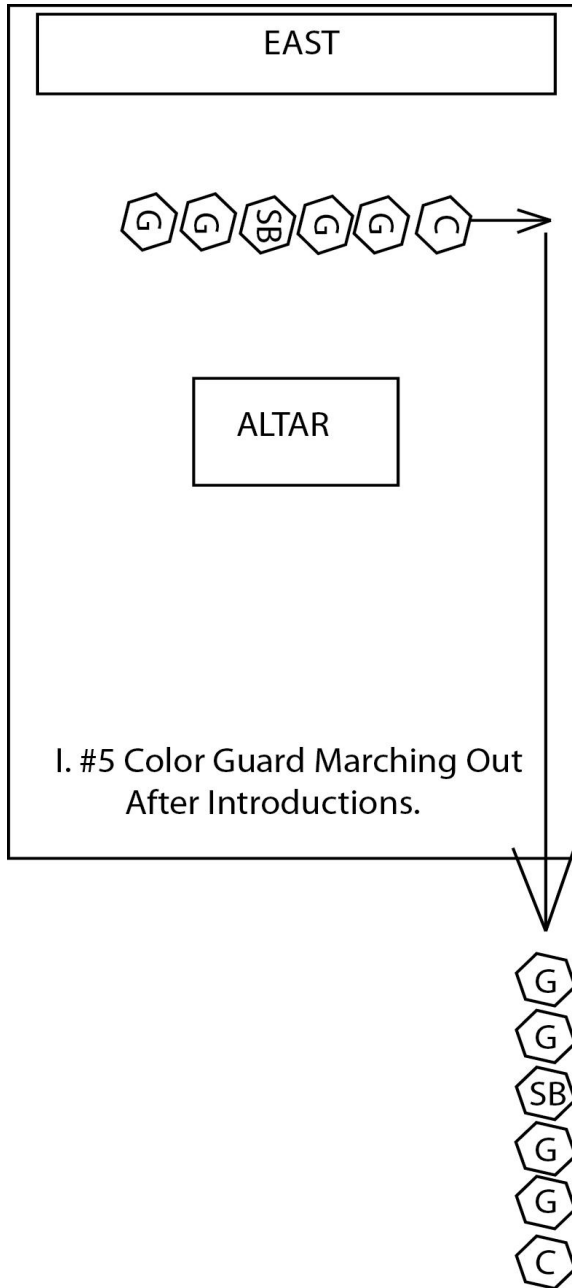
***** Can add "...and Knights Templar..." if appropriate or eliminate it if the presentation is done at a non-masonic function.**

FLOORWORK

Color Guard







HONOR GUARD

